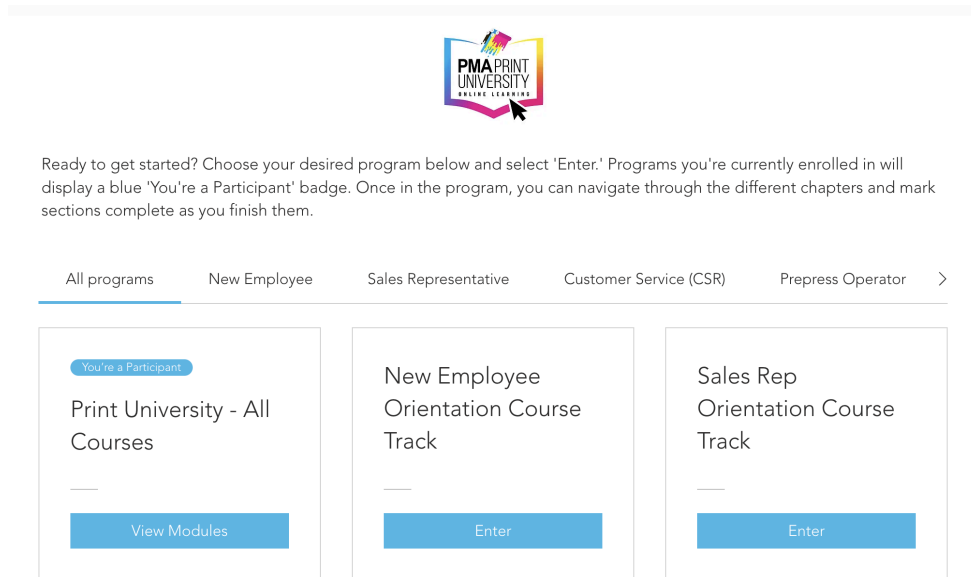


PMA Print University

How to Navigate Course Tracks

Visit our Print University Programs page. Here you can select the course track that aligns most with your role. To join a program, click 'Enter.'

Note: Programs you've joined will display a blue 'You're a Participant' badge.

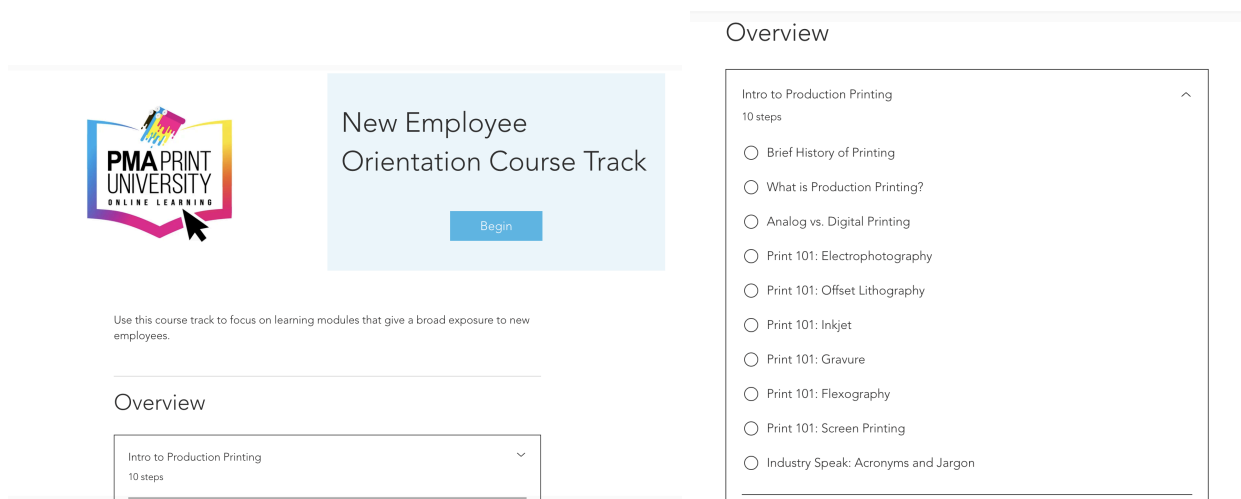


Ready to get started? Choose your desired program below and select 'Enter.' Programs you're currently enrolled in will display a blue 'You're a Participant' badge. Once in the program, you can navigate through the different chapters and mark sections complete as you finish them.

All programs New Employee Sales Representative Customer Service (CSR) Prepress Operator >

- You're a Participant**
Print University - All Courses
View Modules
- New Employee Orientation Course Track
Enter
- Sales Rep Orientation Course Track
Enter

Once you enter a program, you'll see an overview that lists each section. Each section contains individual courses. When you're ready to start, click 'Begin.'



New Employee Orientation Course Track
Begin


Use this course track to focus on learning modules that give a broad exposure to new employees.

Overview

Intro to Production Printing
10 steps

- Brief History of Printing
- What is Production Printing?
- Analog vs. Digital Printing
- Print 101: Electrophotography
- Print 101: Offset Lithography
- Print 101: Inkjet
- Print 101: Gravure
- Print 101: Flexography
- Print 101: Screen Printing
- Industry Speak: Acronyms and Jargon

After entering the course track, you can begin watching each section's training videos. As you move through the module, you can mark each training video as complete by clicking 'Complete Step'

<p>Print University - All Courses</p> <p>0%</p>	<p>Intro to Production Printing > Brief History of Printing</p>
<p>Intro to Production Printing</p> <p>0/15 steps</p>	<h2>Brief History of Printing</h2>
<p>Brief History of Printing</p>	 <p>A fast-paced trip to the past, present, and likely future of production printing. We start with essential developments in ink, paper, and moveable type before arriving at our AI-driven future.</p>
<p>What is Production Printing?</p>	<p>Complete Step</p>
<p>Analog vs. Digital Printing</p>	
<p>Print 101: Electrophotography</p>	
<p>Print 101: Offset Lithography</p>	
<p>Print 101: Inkjet</p>	
<p>Print 101: Gravure</p>	
<p>Print 101: Flexography</p>	